2SA1492

Silicon PNP Epitaxial Planar Transistor (Complement to type 2SC3856)

Application : Audio and General Purpose

Absolute maximum ratings (Ta=25°C)

Symbol	2SA1492	Unit
V_{CBO}	–180	V
V_{CEO}	–180	V
V_{EBO}	–6	V
I_C	–15	A
I_B	–4	A
P_C	130(Tc=25°C)	W
Tj	150	°C
Tstg	–55 to +150	°C

Electrical Characteristics (Ta=25°C)

Symbol	Conditions	2SA1492	Unit
I_{CBO}	V_{CB}=–180V	–100max	μA
I_{EBO}	V_{EB}=–6V	–100max	μA
$V_{(BR)CEO}$	I_C=–50mA	–180min	V
h_{FE}	V_{CE}=–4V, I_C=–3A	50min*	
$V_{CE(sat)}$	I_C=–5A, I_B=–0.5A	–2.0max	V
f_T	V_{CE}=–12V, I_E=0.5A	20typ	MHz
C_{OB}	V_{CB}=–10V, f=1MHz	500typ	pF

*h_{FE} Rank O(50 to 100), P(70 to 140), Y(90 to 180)

Typical Switching Characteristics (Common Emitter)

V_{CC} (V)	R_L (Ω)	I_C (A)	V_{BB1} (V)	V_{BB2} (V)	I_{B1} (A)	I_{B2} (A)	ton (μs)	tstg (μs)	tf (μs)
–40	4	–10	–10	5	–1	1	0.6typ	0.9typ	0.2typ

External Dimensions MT-100(TO3P)

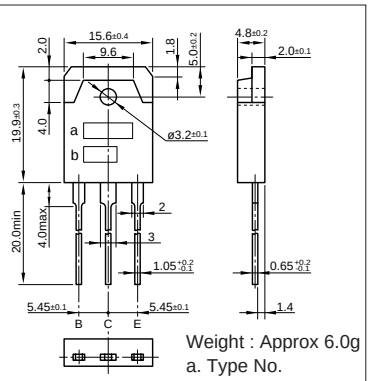

Weight : Approx 6.0g
a. Type No.
b. Lot No.

I_C–V_{CE} Characteristics (Typical)

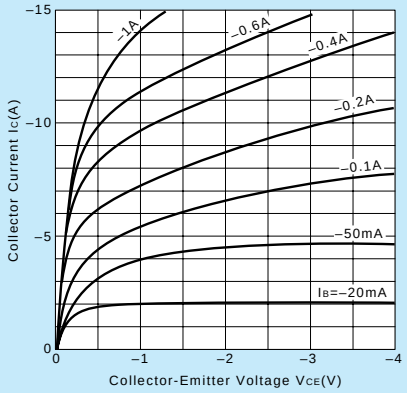

$V_{CE(sat)}$–I_B Characteristics (Typical)

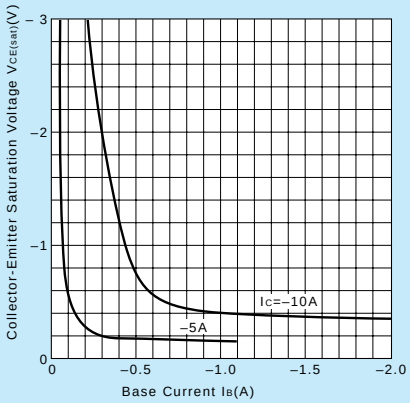

I_C–V_{BE} Temperature Characteristics (Typical)

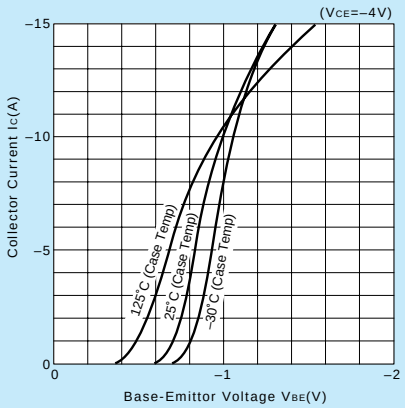

h_{FE}–I_C Characteristics (Typical)

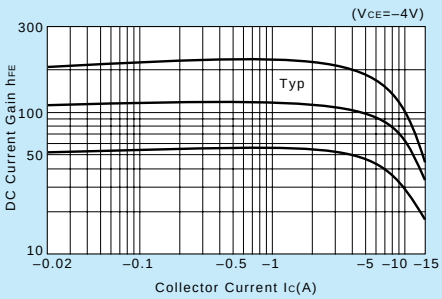

h_{FE}–I_C Temperature Characteristics (Typical)

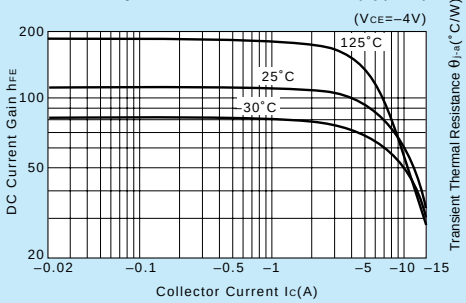

$\theta_{j\text{-}a}$–t Characteristics

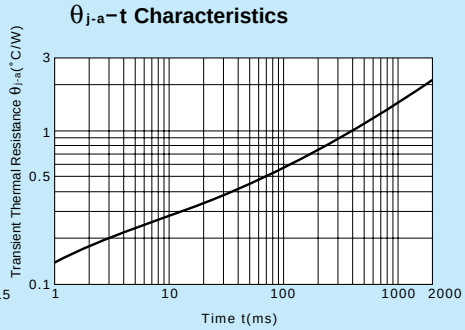

f_T–I_E Characteristics (Typical)

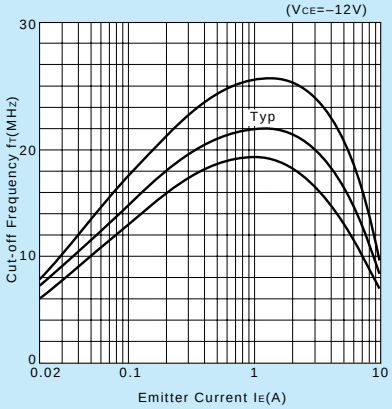

Safe Operating Area (Single Pulse)

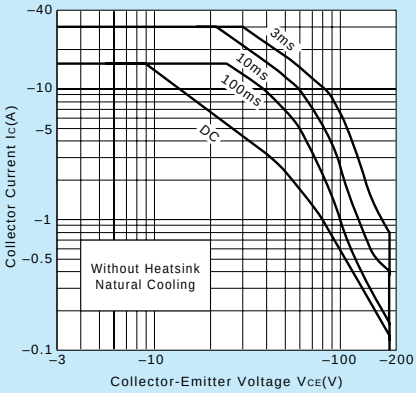

Pc–Ta Derating

